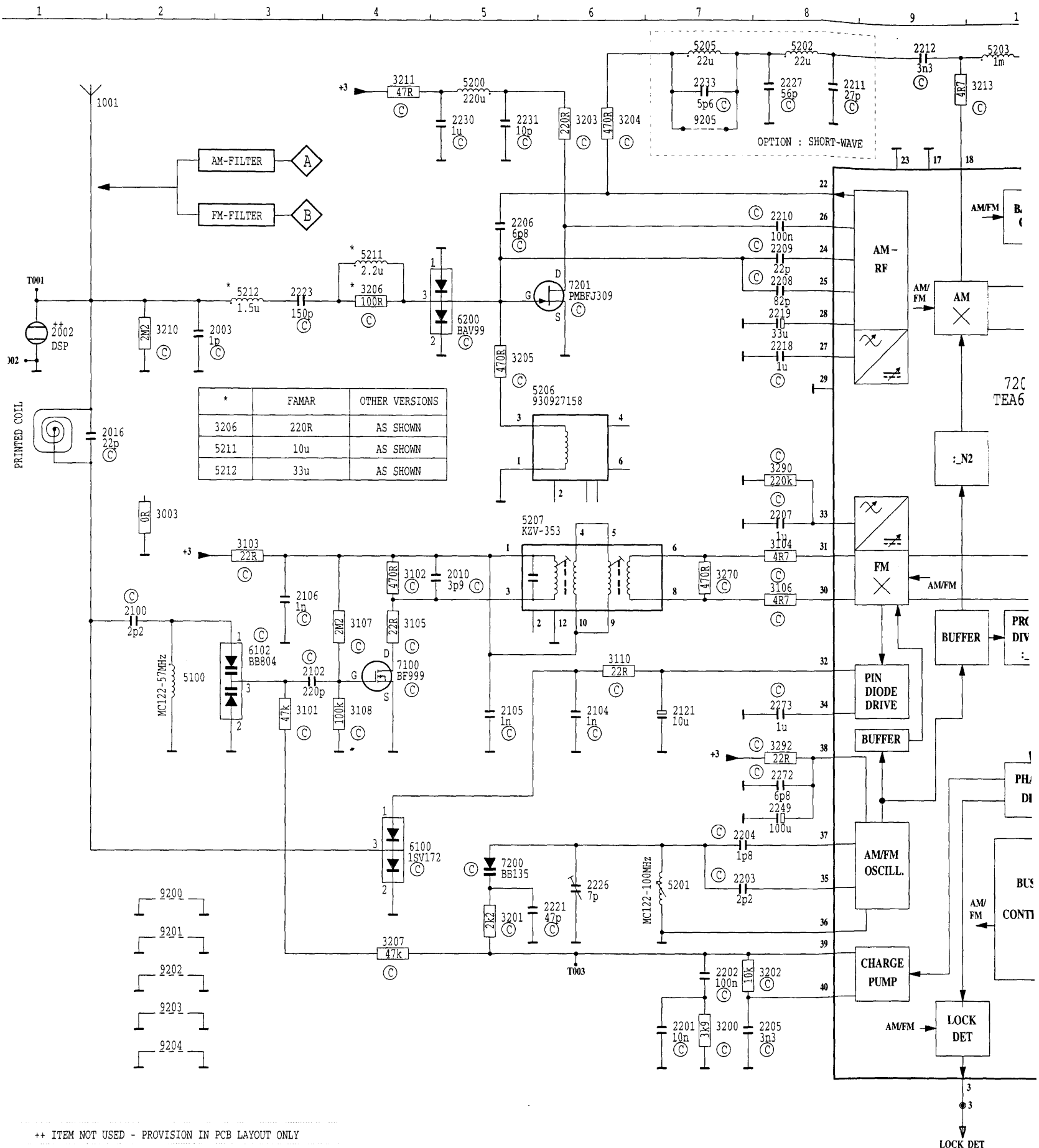


RT 1 : TUNER IC91 (MAIN PCB)



*	FAMAR	OTHER VERSIONS
3206	220R	AS SHOWN
5211	10u	AS SHOWN
5212	33u	AS SHOWN

++ ITEM NOT USED - PROVISION IN PCB LAYOUT ONLY

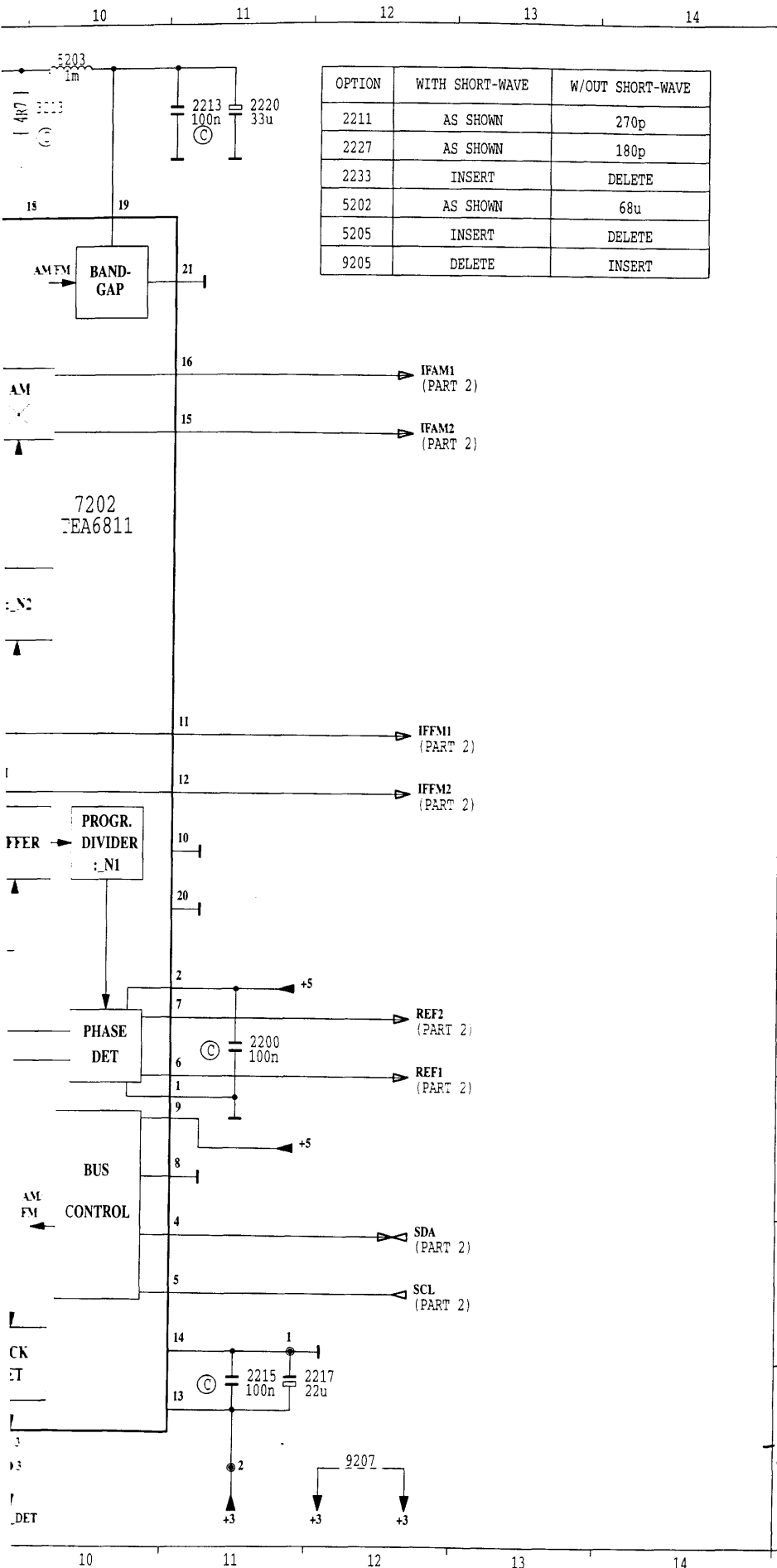
..... J11/A4/E2/G7
 G12/H6
 C12

IFAM2 C12
 IFFM1 E12
 IFFM2 F12

LOCK_DET J9
 REF1 H12
 REF2 G12

SCL I12
 SDA I12
 T001 C1

T002
 T003



OPTION	WITH SHORT-WAVE	W/OUT SHORT-WAVE
2211	AS SHOWN	270p
2227	AS SHOWN	180p
2233	INSERT	DELETE
5202	AS SHOWN	68u
5205	INSERT	DELETE
9205	DELETE	INSERT

- 1001 A 2
- 2002 C 1
- 2003 C 1
- 2010 D 1
- 2016 D 1
- 2100 F 1
- 2102 F 1
- 2104 G 1
- 2105 G 1
- 2106 F 1
- 2121 G 1
- 2200 G 11
- 2201 J 7
- 2202 J 7
- 2203 J 7
- 2204 H 7
- 2205 H 7
- 2206 J 7
- 2207 E 5
- 2208 C 6
- 2209 B 4
- 2210 B 4
- 2211 A 4
- 2212 A 4
- 2213 A 11
- 2215 J 12
- 2217 J 12
- 2218 C 4
- 2219 C 4
- 2220 A 11
- 2221 H 10
- 2223 C 4
- 2226 H 4
- 2227 A 4
- 2230 A 4
- 2231 A 4
- 2233 A 4
- 2249 H 8
- 2272 G 8
- 2273 G 8
- 3003 E 5
- 3101 E 5
- 3102 E 5
- 3103 E 5
- 3104 E 5
- 3105 F 4
- 3106 E 5
- 3107 F 4
- 3108 G 4
- 3110 F 6
- 3200 J 7
- 3201 I 5
- 3202 I 5
- 3203 A 6
- 3204 A 6
- 3205 C 5
- 3206 C 4
- 3207 I 4
- 3210 C 2
- 3211 A 4
- 3213 A 10
- 3270 E 7
- 3290 D 8
- 3292 G 8
- 5100 F 2
- 5200 A 5
- 5201 H 7
- 5202 A 8
- 5203 A 10
- 5205 A 7
- 5206 D 5
- 5207 E 5
- 5211 B 4
- 5212 C 3
- 6100 H 4
- 6102 F 4
- 6200 C 5
- 7100 H 4
- 7200 H 4
- 7201 C 5
- 7202 D 10
- 9200 H 2
- 9201 I 2
- 9202 I 2
- 9203 I 2
- 9204 J 2
- 9205 A 7
- 9207 J 12

Voltage measured in FM mode with
A4 = 14.4V
A7 = 14.4V
 unless otherwise stated.

(OFF) = Power off
 (ON) = Power on

- +1 +14.4V
- +2 +13.8V
- +3a, +3b 8.5V
- +4 +5V
- +5, +5a, +5b +5V
- +7 +5V
- +CDCC 14.4V
- Vref 5V
- V_LAMP 10V

7100 BF999
 G 0.4V
 D 8V
 S 0V

7201 PMBF J309
 G 5V
 D 8V
 S 0V

T002 C1
 T003 I6

Voltage measured in FM mode with
A4 = 14.4V
A7 = 14.4V
unless otherwise stated.

(OFF) = Power off
(ON) = Power on

+1	+14.4V
+2	+13.8V
+3a, +3b	8.5V
+4	+5V
+5, +5a,+5b	+5V
+7	+5V
+CDCC	14.4V
Vref	5V
V_LAMP	10V

7100 BF999

G	0.4V
D	8V
S	0V

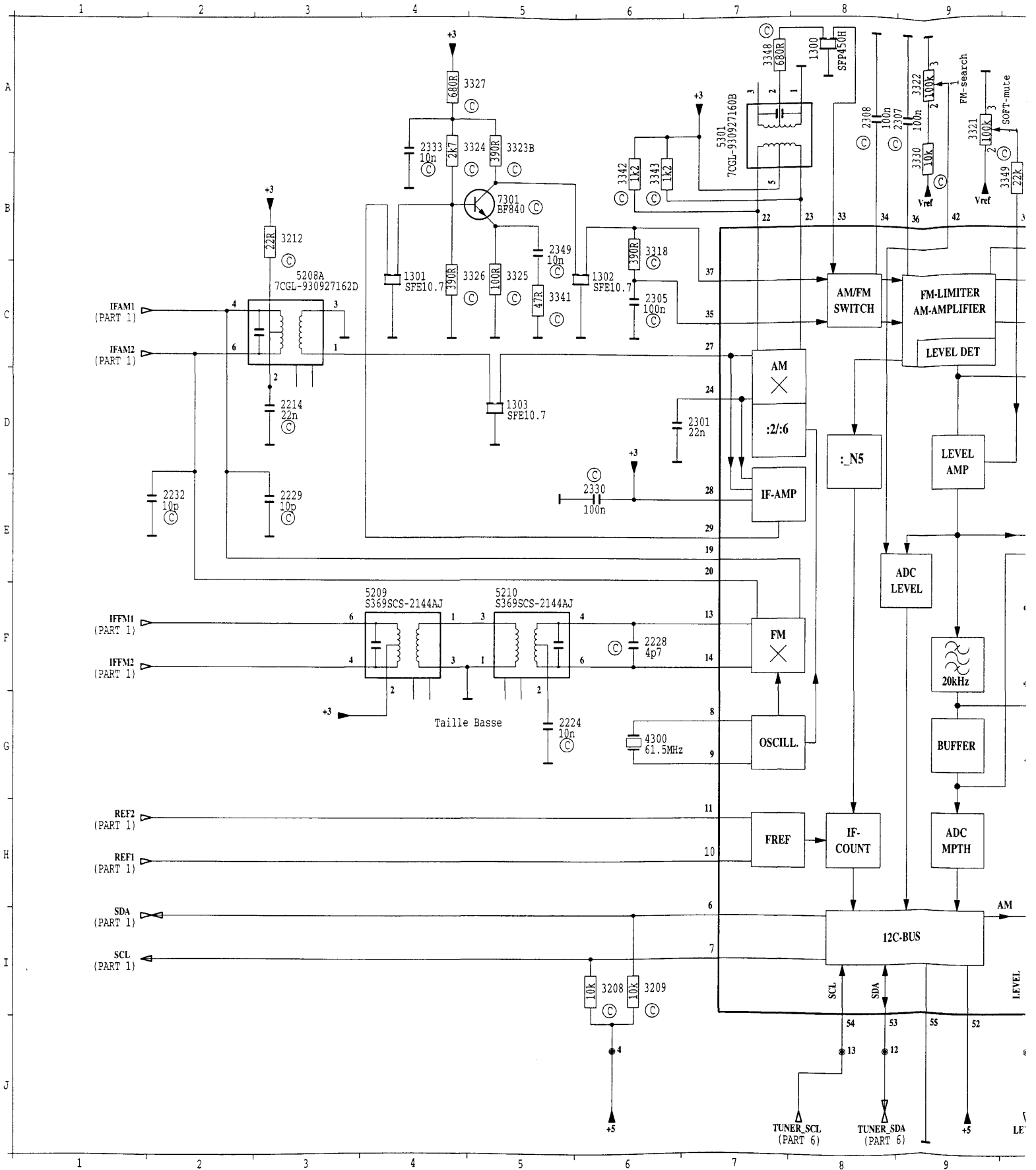
7201 PMBF J309

G	5V
D	8V
S	0V

7202 TEA6811

1	0V
2	5V
3	5V
4	5V
5	5V
6	Pulse waveform 0.24v p-p 5V dc
7	Pulse waveform 0.24v p-p 5V dc
8	0V
9	5V
10	0V
11	8.5V
12	8.5V
13	8.5V
14	0V
15	8.5V
16	8.5V
17	0V
18	0V
19	0V
20	0V
21	0V
22	0V
23	0V
24	0V
25	0V
26	0V
27	0V
28	0V
29	0V
30	3.1V
31	3.1V
32	0V
33	4.3V
34	4.2V
35	2.6V
36	0V
37	6.1V
38	8.2V
39	3.6V
40	3.6V

PART 2 : TUNER IC91 (MAIN PCB)



- | | | | | | | | |
|-------------|--------------------|-------------|----|-------------|-----|------------|----|
| +3b | H20/G3/D6/B3/A4/A6 | IFAM2 | C1 | LEVEL | J10 | REF2 | H1 |
| +5b | I20/J9/J6 | IFFM1 | F1 | MPX_RDS... | A12 | SCL | I1 |
| IFAM1 | C1 | IFFM2 | F1 | REF1 | H1 | SDA | I1 |